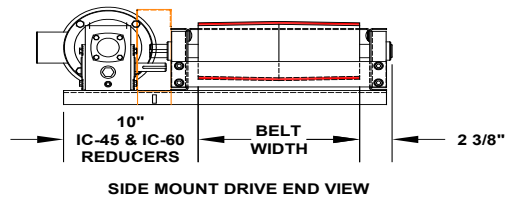
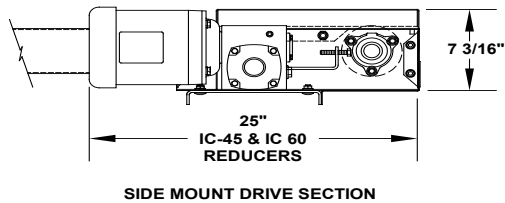
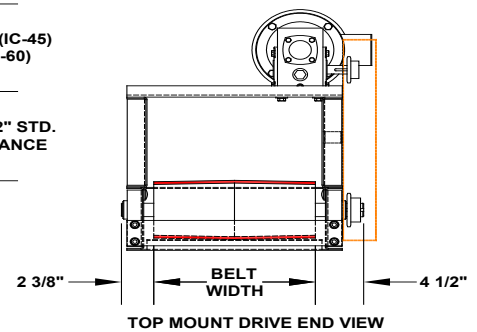
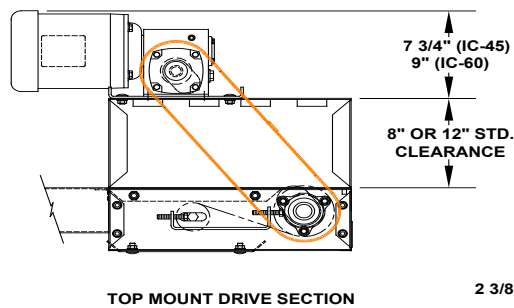
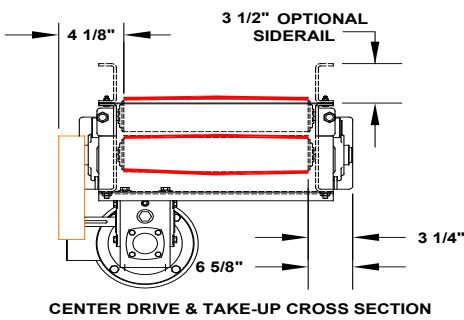
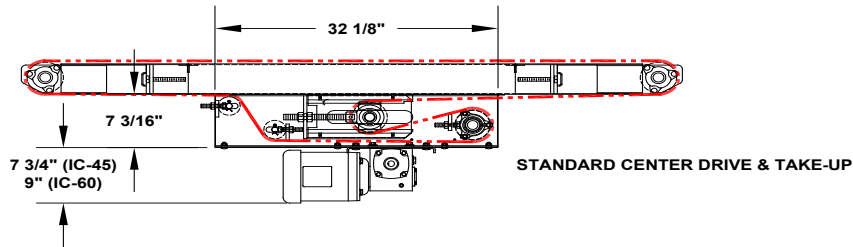
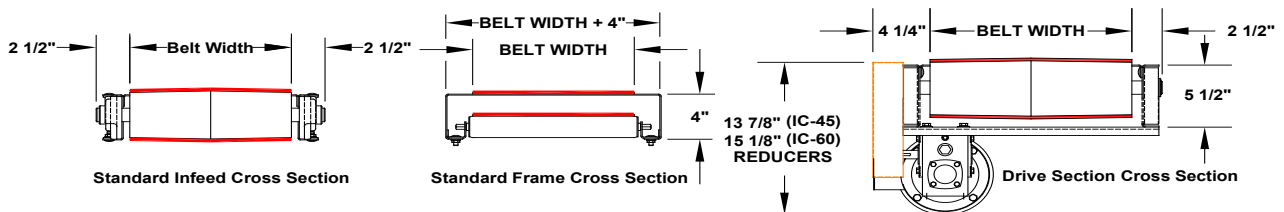
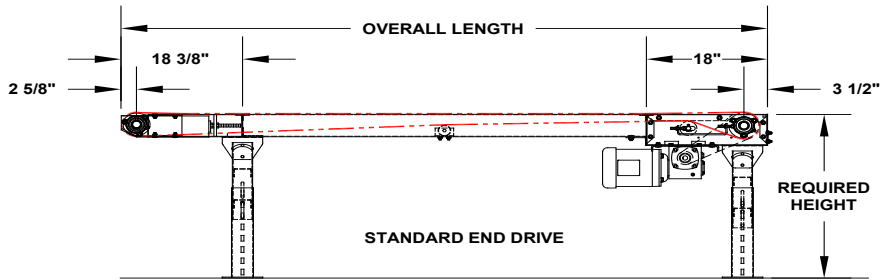


# MODEL 104

## SLIDER BED BELT



735 Industrial Loop Road • New London, WI 54961-9612 • 920-982-6600 • Fax 920-982-7750 • Toll Free 800-558-3616

Website: [www.titanconveyors.com](http://www.titanconveyors.com) • Email: [sales@titanconveyors.com](mailto:sales@titanconveyors.com)

# MODEL 104

## SLIDER BED BELT



Shown with optional siderails

The **Model 104 Slider Bed Belt** is designed with the systems approach in mind. The square head and tail end terminals allow you the flexibility to combine this unit with other Titan units to assure a continuous flow of material. The standard 4" deep formed 12 gauge frame allows integration with several other types of conveyors available from titan. Screw type take-ups and 4" diameter crown face pulleys are some of the standard design features. Modular design allows you the flexibility to add additional sections if required. Your material handling requirements can be solved by the experts at Titan.



MODEL 104 SLIDER BED CONVEYORS SPECIFICATIONS		
	Standard	Options
<b>Belt Widths</b>	12", 18", 24", 30", 36"	4", 6", 8", 10", 14", 16", 20", 40"
<b>Lengths</b>	5' min. to 40' max	3' min to 50' max
<b>Belt Type</b>	PVC 120 Black	Rough top, food grade, V-guide on bottom, belt to fit application
<b>Drive</b>	1/2 HP 230/460/3/60	3/4, 1, 1-1/2, 2 HP, 115/230/60, 575/3/60, TEFC, washdown, severe duty, inverter duty, brake motor
<b>Drive Pulley</b>	4" dia. crowned, rubber lagged	Machined & balanced pulleys for high speed
<b>Frame</b>	4" deep formed 12 ga.	
ADDITIONAL OPTIONS		
H.P., drive location, speed; fixed or variable speed, controls, belt type, center drive & take-up, galvanized, stainless, siderails, transfer roller, V-guide,, supports, casters, other belt types, siderail skirting, special paint		
Many other options available, consult factory representative		

**NOTE: Specifications subject to change without notice**