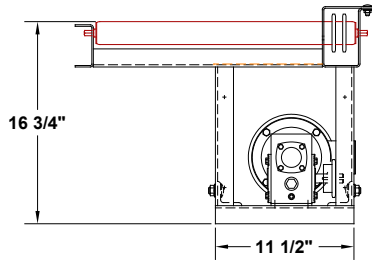
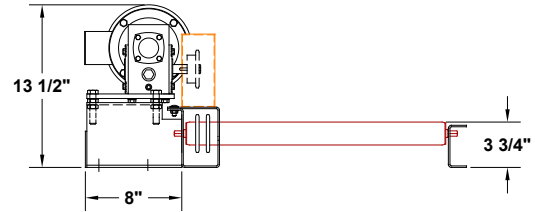


# MODEL 519

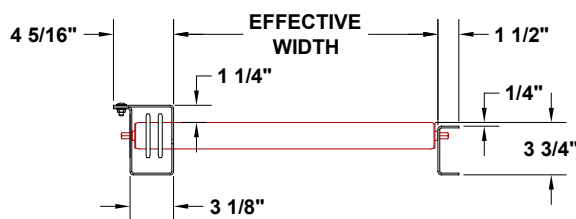
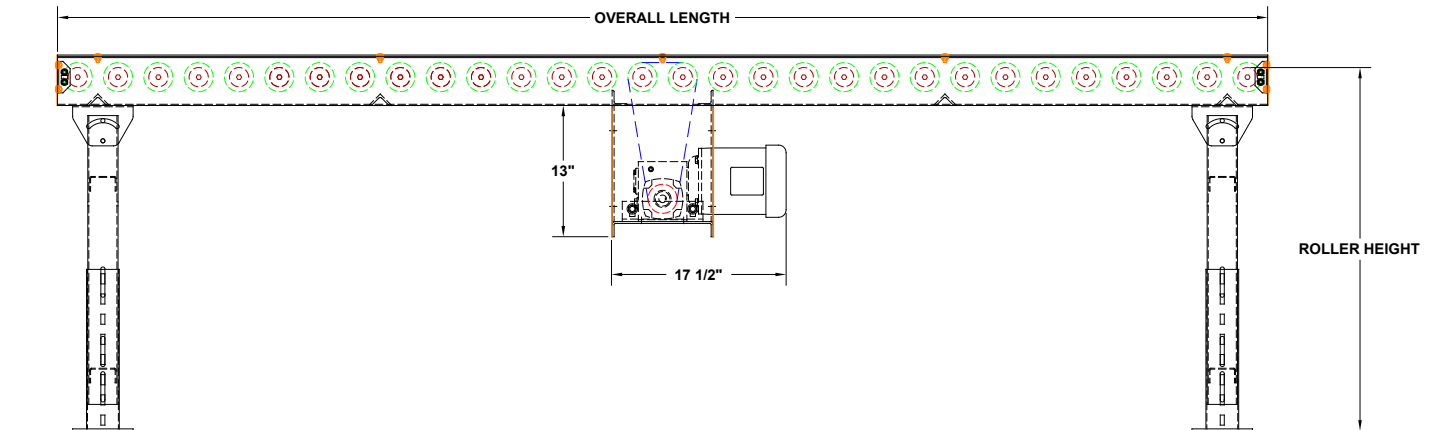
## CHAIN DRIVEN LIVE ROLLER



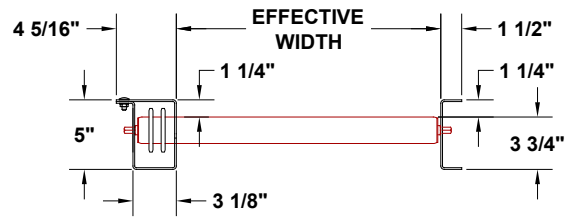
**Standard Bottom Mount Drive**



**Standard Side Mount Drive**



**Rollers Set High**



**Rollers Set Low**



735 Industrial Loop Road • New London, WI 54961-9612 • 920-982-6600 • Fax 920-982-7750 • Toll Free 800-558-3616


Website: [www.titanconveyors.com](http://www.titanconveyors.com) • Email: [sales@titanconveyors.com](mailto:sales@titanconveyors.com)

# MODEL 519

## CHAIN DRIVEN LIVE ROLLER



The **Model 519 Chain Driven Live Roller Conveyor** from Titan is designed to handle medium duty loads such as boxes, light weight pallets and drums. The unit incorporates a #40 chain with heavier duty roll-to-roll drive. The frame is made of formed 10 gauge. The standard drive is 1/2 H.P. for 60 F.P.M. roller speed. A wide range of standard effective widths are available. Standard roller spacings are 4", 6", 8", and 12". Standard floor supports supplied are adjustable for approximately 30" top of roller. The Model 519 has a minimum length of 3' and can be ordered in lengths to meet individual requirements. Consult factory for further details and options.



**NOTE:**  
Roll to Roll Drive **Warning** -  
Do Not operate conveyor  
without chain guard.

### MODEL 519 CHAIN DRIVEN LIVE ROLLER CONVEYOR SPECIFICATIONS

	Standard	Options
<b>Effective Widths</b>	13" to 40"	Specify up to 40" E.W.
<b>Lengths</b>	5' min.	3' min., max. based on application
<b>Roller Size</b>	1.9" Dia. x 16 ga. with 7/16" hex shaft	
<b>Roller Center</b>	4"	6", 8", 12"
<b>Frame</b>	Formed 10 ga.	
<b>Drive</b>	1/2 H.P. 230/460/3/60	3/4, 1, 1-1/2, 2 H.P. 230/460/3/60
<b>Chain Drive</b>	#40	#50 available

#### OPTIONAL

Roller Space - Consult factory, Roller Center - Consult Factory, Drive locations: as needed, Galvanized or stainless construction, H. P. , Speeds, Variable speed, Controls, Coated rollers, Paint, 2 or 3 strand chain transfers, Pallet lifts, "C" Face brake and Fixed end stop, Rollers set low, UHMW sleeves and Knee braces, Air operated blade stop, Supports - 6" @ #8.2 structural channel,

**NOTE: Specifications subject to change without notice**