

MODEL 620

HINGED STEEL BELT CONVEYOR



2-1/2" RADIAL SIDEWINGS

Exclusive Titan radial sidewing prevents jamming, even with the smallest chips & fines.

Titan Industries offers the **Model 620 Hinged Steel Belt Conveyor** when an application requires a low profile frame. The Model 620 can be furnished with either stamped low profile sidewings or the exclusive Titan powdered metal sidewing which virtually eliminates any gap between the sidewing and apron, thus reducing jamming problems. Standard belt widths are available from 4" to 24". The low profile frame (7" deep) will fit most requirements for a compact frame design. Marine type bushings at the infeed are standard on smaller units with optional 3 bolt flange or T-slot bearings available on larger units. The standard unit comes with top mount drive, 30, 45, or 60 degree inclines, structural channel support and a 1/2 H.P. 230/460/3/60 drive package for 5-50 F.P.M. typical. Belt styles are available in plain, perforated or pimple aprons to suit the application.

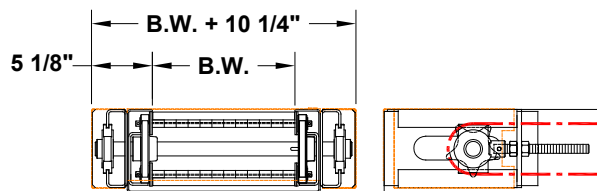
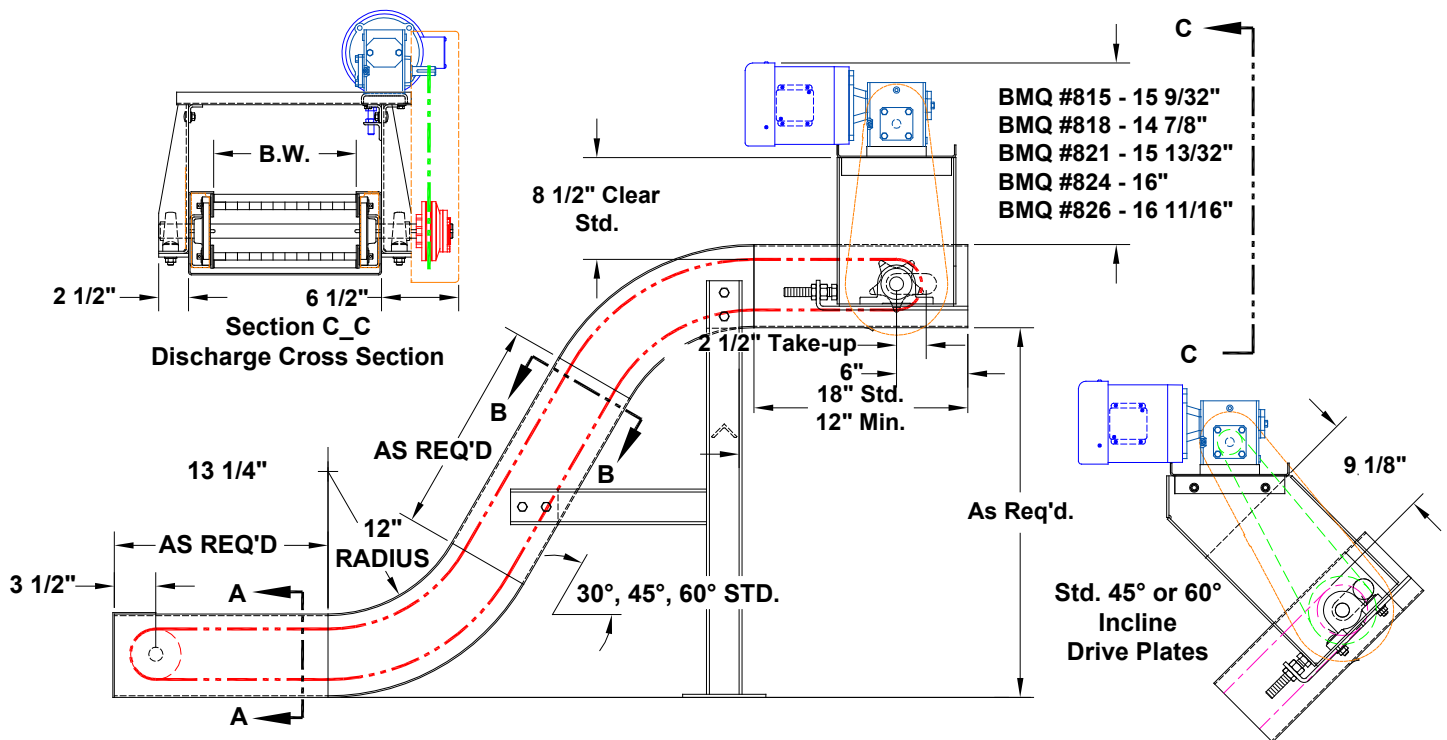
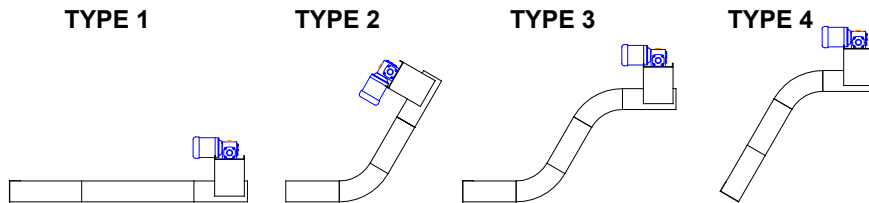
MODEL 620 - 2-1/2" PITCH HINGED STEEL BELT MODELS

	Standard	Options
Belt Width	6", 8", 12", 18", 24", 36"	Other Available
Belt Type	2-1/2 pitch low profile or radial sidewing, 1500 # belt pull w/o sidebars, 3000 # w/ sidebars-std. on belts over 24" B.W.	Perforated, pimpled, perforated & pimpled, welded barrels, impact plates, sidebars on narrow belts
Curves	30°, 45°, 60°	Others Available
Frame	7" deep formed 10 ga.	
Drive	1/2 H.P. 230/460/3/60	3/4, 1, 1-1/2 H.P. 115/230/1/60, 575/3/60TEFC, severe duty, inverter duty, brake motor
Drive Sprocket	5 Tooth, 4.25" P.D.	
Chain Pull	1,500#	3000# with sidebars
Optional		
Drive location, H.P., fixed and variable speed, zero speed switches, controls, tanks, chutes, plumbing, top covers, chip suppressors, 3 bolt flange bearings or t-slot bearings at infeed, casters, liquid tight bottom pans, paint, supports, Side rail Height, wiper cleats, cleat heights, sidebars on narrower belts		
Many other options available, consult factory representative		

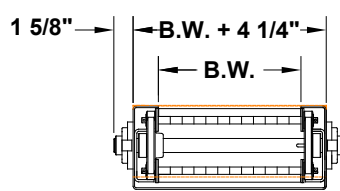
NOTE: Specifications subject to change without notice

MODEL 620

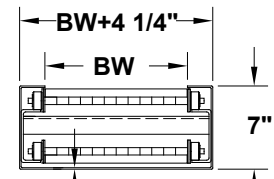
HINGED STEEL BELT CONVEYOR



Section A-A
Infeed with
T-Slot Take-Up Bearings



Section A-A
Infeed with
Optional 3-Bolt
Flange Bearings



Section B-B
Intermediate Cross Section
#10 Gauge
Bottom Pan



Bulletin 0616_620GH

735 Industrial Loop Road • New London, WI 54961-9612
 920-982-6600 • Fax 920-982-7750 • Toll Free 800-558-3616
 Website: www.titanconveyors.com • Email: sales@titanconveyors.com

