


MODEL 109

ROLLER BED CONVEYOR



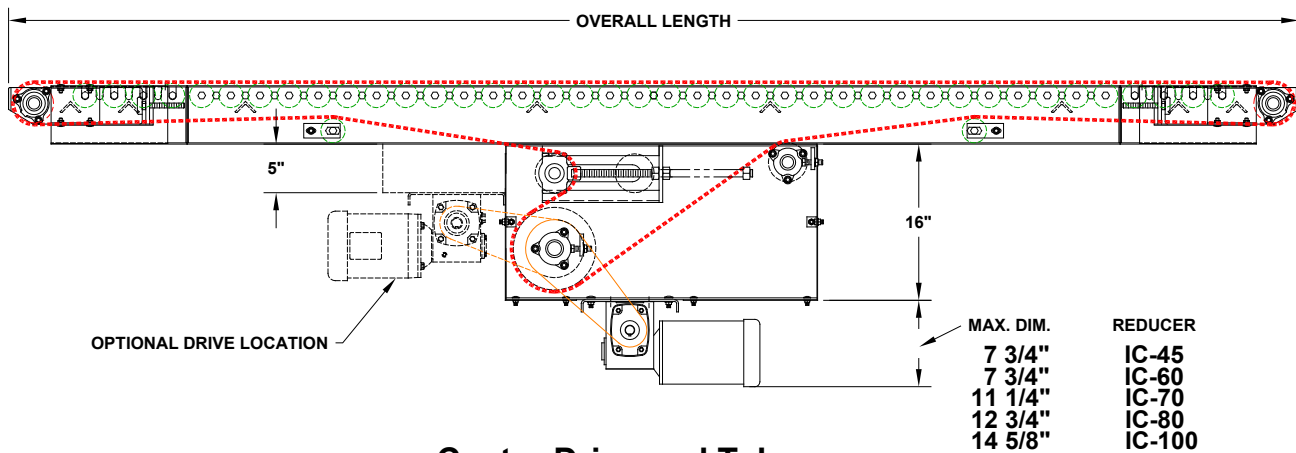
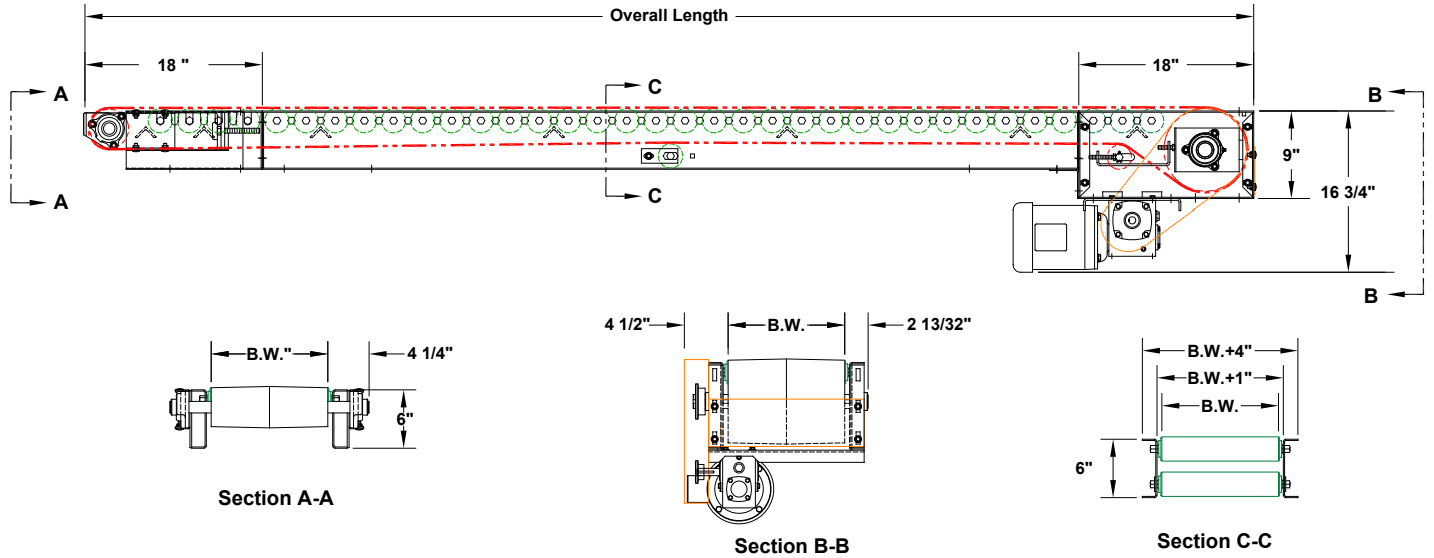
If your production requirements call for a rugged, industrial designed unit, then the **Model 109 Roller Bed Belt** conveyor from Titan Industries is the unit you should choose. The Model 109 has a rugged 8" diameter rubber lagged drive pulley. With the modular design of the Model 109 you will be able to add additional length at a later date if the need arises. Even though the Titan Model 109 is a heavy-duty unit it is economical to own and operate. Standard adjustable supports for a working height of 30", grease sealed bearings and screw type take-ups are just a few of the many outstanding standard features of this conveyor.



MODEL 109 ROLLER BED CONVEYORS		
	Standard	Options
Belt Widths	8" to 72"	Other widths available
Lengths	5' min. to 100' max.	3' min. to 180' max.
Belt Type	PVC 120 Black	Rough top, food grade, V-guide on bottom
Drive	1/2 HP 230/460/3/60	3/4, 1, 1-1/2, 2 HP 115/230/1/60 TEFC, wahsdown, severe duty, inverter duty, brake motor
Drive Pulley	8" dia. crowned rubber lagged	
Frame	6" deep formed 12 ga.	
Roller Size	2.5 dia. x 11 ga.	
Rollers Center	6" centers	Other centers available
Optional		
H.P., drive location, center drive & take-up, speed; fixed or variable speed, controls, belt type to fit application, galvanized, stainless, siderails, siderail skirting, supports, Transfer roller, bolt-on end stop, belt scraper, e-stop with pull cord, v-guided belt for positive tracking, machined and balanced pulleys for high speed, casters, special paint		
Many other options available, consult factory representative		

NOTE: Specifications subject to change without notice

MODEL 109 ROLLER BED



Center Drive and Take-up



735 Industrial Loop Road • New London, WI 54961-9612
 • 920-982-6600 • Fax 920-982-7750 • Toll Free 800-558-3616
 Website: www.titanconveyors.com • Email: sales@titanconveyors.com

