




Industrial Conveyor Specialists

MODEL 108 SLIDER BED CONVEYOR



If your production requirements call for a rugged, industrial designed unit, then the **Model 108 Slider Bed** belt conveyor from Titan Industries is the unit you should choose. The Model 108 has a rugged 8" diameter rubber lagged drive pulley. With the modular design of the Model 108 you will be able to add additional length at a later date if the need arises. Even though the Titan Model 108 is a heavy-duty unit it is economical to own and operate. Standard adjustable supports for a working height of 30", grease sealed bearings and screw type take-ups are just a few of the many outstanding standard features of this conveyor.



MODEL 108 SLIDER BED CONVEYORS SPECIFICATIONS

	Standard	Options
Belt Widths	6" to 72"	Other available
Lengths	5' min. to 150' max.	3' min. to 180' max.
Belt Type	PVC 120 Black	Rough top, food grade, V-guide on bottom,
Drive	1/2 HP 230/460/3/60	3/4, 1, 1-1/2, 2 HP 115/230/1/60 TEFC, washdown, se- vere duty, inverter duty, brake motor
Drive Pulley	8" dia. crowned, rubber lagged	
Frame	4" deep formed 12 ga.	

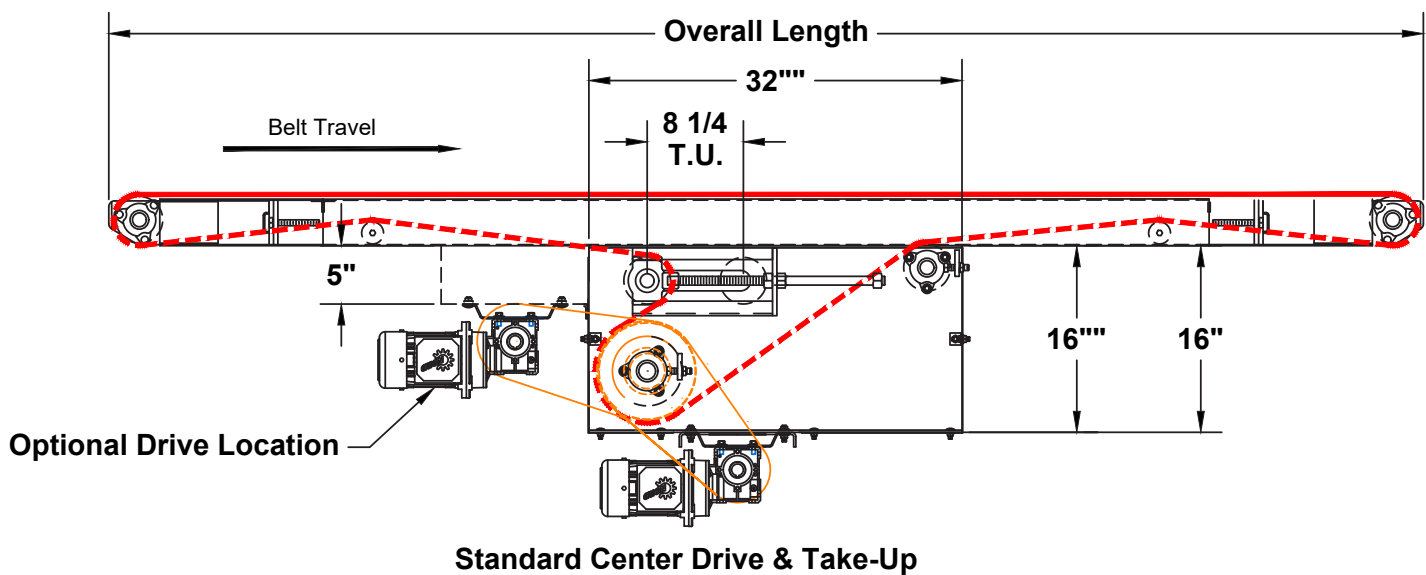
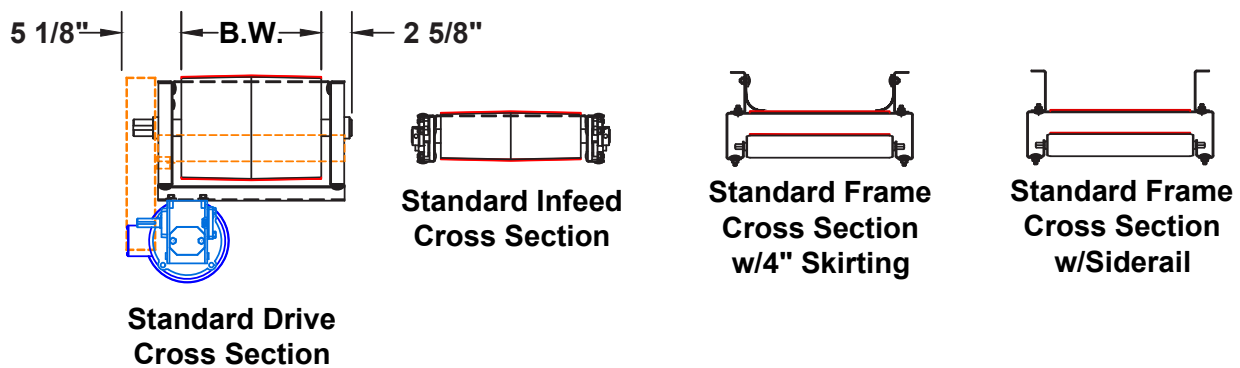
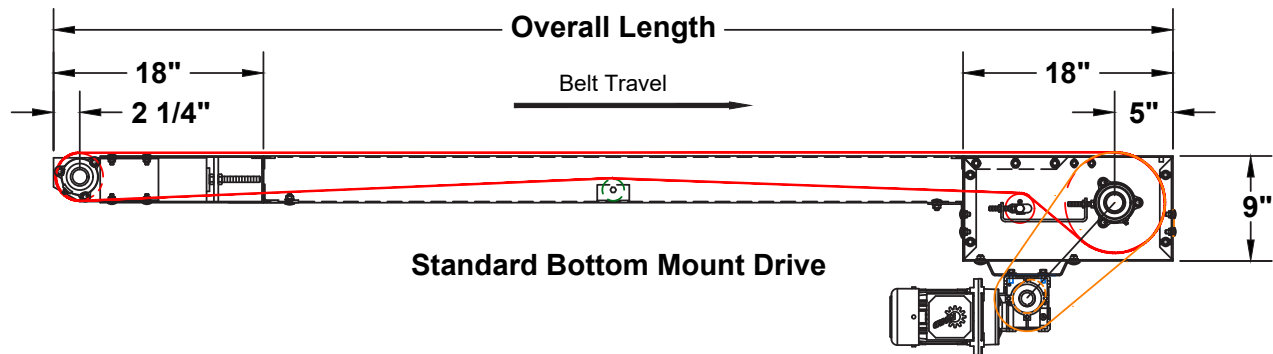
OPTIONAL

H.P., drive location, center drive & take-up, speed; fixed or variable speed, controls, belt type to fit application, galvanized, stainless, siderails, siderail skirting, supports, Transfer roller, bolt-on end stop, belt scraper, e-stop with pull cord, v-guided belt for positive tracking, machined and balanced pulleys for high speed, casters, special paint

NOTE: Specifications subject to change without notice

MODEL 108

SLIDER BED CONVEYOR



Website: www.titanconveyors.com • Email: sales@titanconveyors.com
 735 Industrial Loop Road • New London, WI 54961-9612
 920-982-6600 • Fax: 920-982-7750 • Toll Free: 800-558-3616