



735 Industrial Loop Road
 New London, WI 54961
 Phone: 920-982-6600
 Fax: 920-982-7750
 Website: www.titanconveyors.com
 E-mail: sales@titanconveyors.com

**2 1/2" Pitch
 Steel Belt Conveyor
 (Models 610, 620, 630)**

Note: Chrome Browser will not email -
 Download form and attach to an email to:
 sales@titanconveyors.com

Company

Phone Number

Contact

Fax Number

Address

E-mail

City

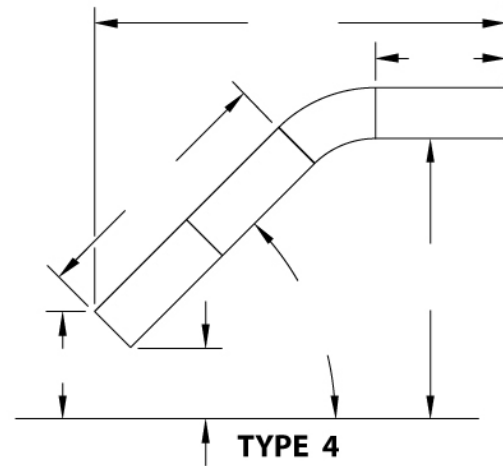
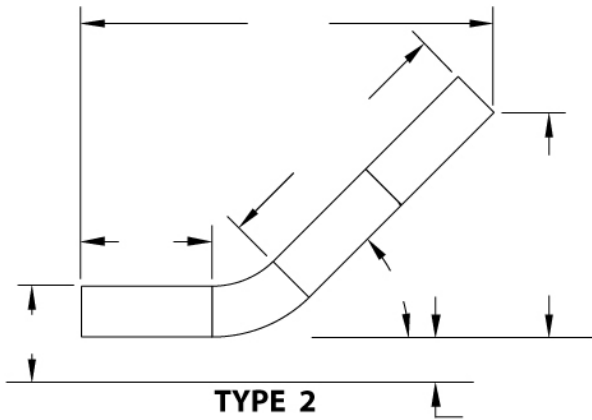
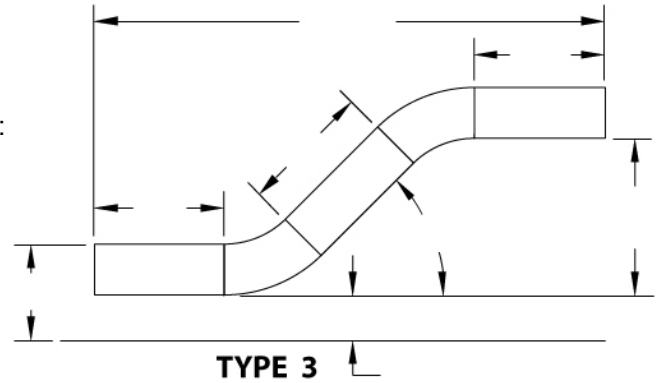
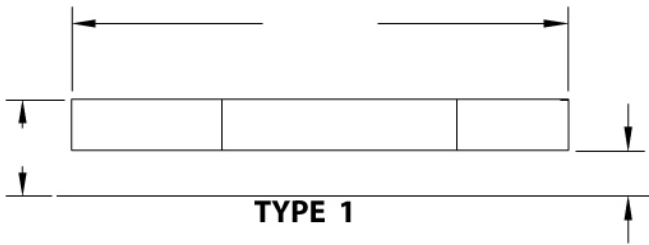
State

Current Date

Zip Code

**Address if
 Outside USA**

Please fill in dimensions (in Inches) that are critical to your situation:



Conveyor Specifications

Belt Width
 Belt Speed Fixed Variable
 Belt Speed (FPM)
 Power(Voltage/Phase)
 Special Motor(Specify)
 Drive Location
 Apron Type
 Cleats Yes No
 Cleat Height
 Cleat Spacing
 Paint
 Siderails
 Supports Yes No
 Bottom Pan

Other Drain Plug Tank Hopper
 Options Chute Casters Top Cover
 Controls
 Controls Loose Mounted
Product Conveyed **Attach a Photo if Possible**
 Material
 Minimum Piece Size/Wt.
 Maximum Piece Size/Wt.
 Temperature
 Material Density (lbs/cu. ft.)
 Liquid Present
 Max. Surge Load
 How Loaded
 Total Live Load