

MODEL 525

CHAIN DRIVEN LIVE ROLLER



The **Model 525 Chain Driven Live Roller conveyor** from Titan Industries is designed to handle heavy loads such as pallets, skids or drums. The unit incorporates a number 50 chain with a roll-to-roll drive. The frame is a heavy formed 7 gauge construction with a one piece chain guard. Rollers are 2-1/2" diameter x 11 gauge (**580 lb. capacity**). The standard drive is a 3/4 H.P. for 30 F.P.M. roller speed. A wide range of standard effective widths are available. Standard roller spacings are 2-13/16", 3-7/16", 4-3/8", 5", and 5-15/16". Floor supports are optional. The Model 525 comes in lengths to suit with a minimum length of 4' long.

Consult the factory for further details.



MODEL 525 CHAIN DRIVEN LIVE ROLLER CONVEYOR SPECIFICATIONS

| | Standard | Options |
|-------------------------|--|---|
| Effective Widths | 15" to 72" | Specify up to 40" E.W. |
| Lengths | 5' min. | 3' min., max. based on application |
| Roller Size | 2 1/2" Dia. x 11 ga. with 11/16" hex shaft - 580 lb. roller cap. | |
| Roller Center | 5" | 2-13/16", 3-7/16", 4-3/8", 5", 5-15/16", 10" |
| Frame | Formed 7 ga. | |
| Drive | 3/4 H.P. 230/460/3/60 | 1, 1-1/2, 2, 3 H.P. 230/460/3/60, severe duty, inverter duty, brake motor |
| Chain Drive | #50 | #60 available |

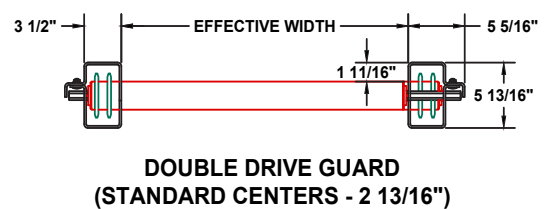
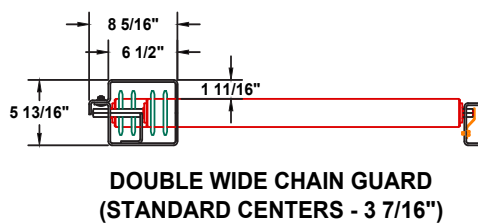
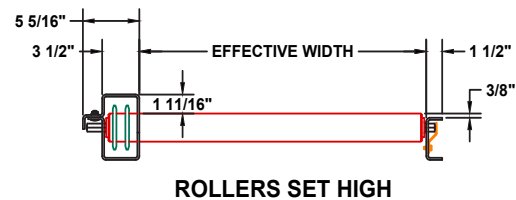
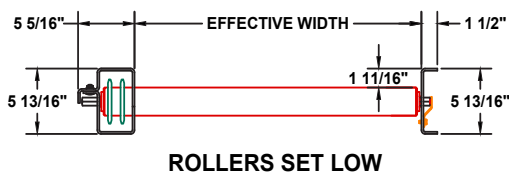
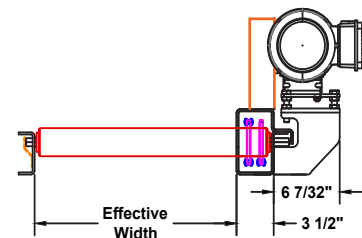
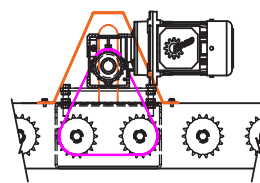
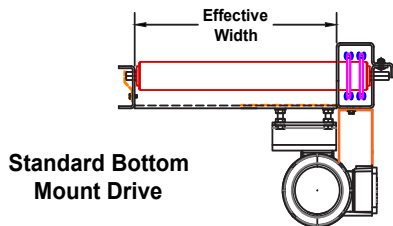
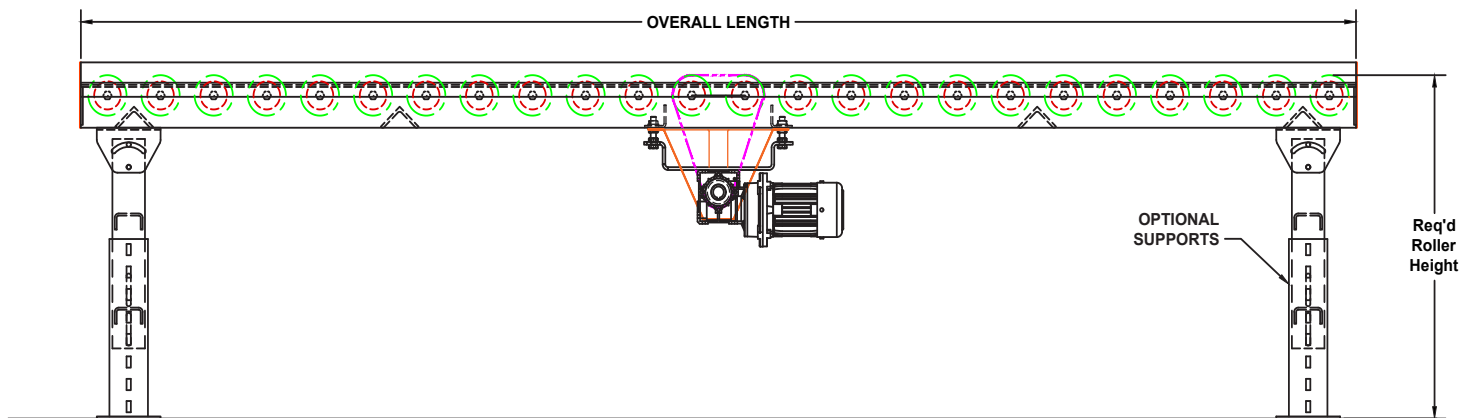
OPTIONAL

Roller Space - Consult factory, Roller Center - Consult Factory, Drive locations: as needed, Galvanized or stainless construction, H. P. , Speeds, Variable speed, Controls, Coated rollers, Paint, 2, 3 or 4 strand chain transfers, Pallet lifts, Pallet jack plates for side or end load, "C" Face brake and Fixed end stop, Pallet pusher, Walk plates, Rollers set low, UHMW sleeves, Accumulation sleeves, Urethane sleeves, Knee braces, Air operated blade stop, Supports - 6" @ #8.2 structural channel

NOTE: Specifications subject to change without notice

MODEL 525

CHAIN DRIVEN LIVE ROLLER CONVEYOR



735 Industrial Loop Road • New London, WI 54961-9612
920-982-6600 • Fax 920-982-7750 • Toll Free 800-558-3616