

MODEL 535

CHAIN DRIVEN LIVE ROLLER CONVEYOR



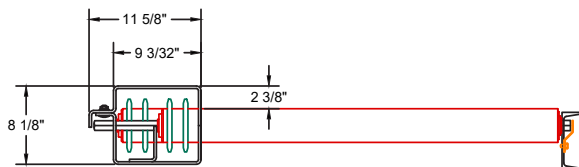
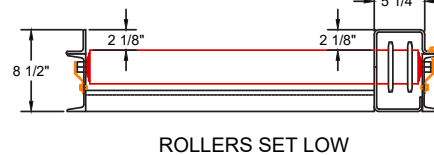
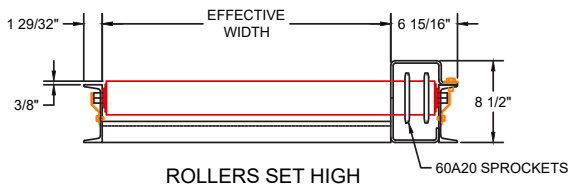
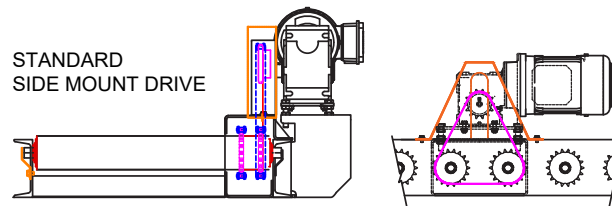
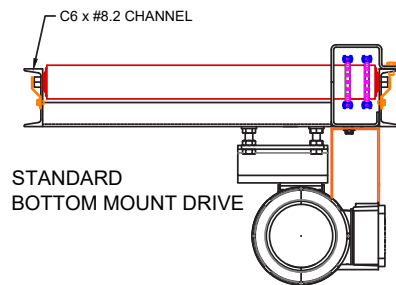
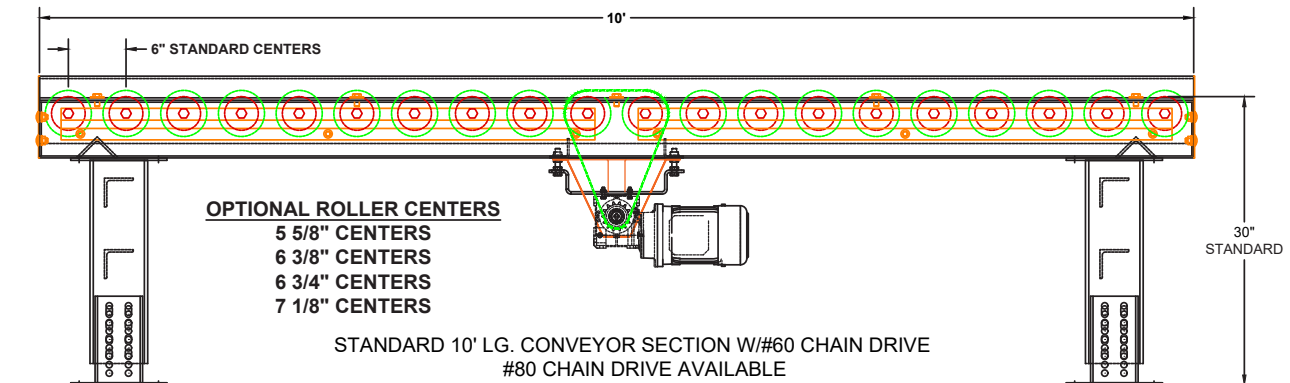
The ultimate in heavy-duty conveying for pallets, skids or drums - the **Model 535** is designed to handle extremely heavy loads. The 3 1/2" diameter x .300 wall (schedule 80 pipe) rollers are rated at 2500 lbs. per roller. The rollers use a heavy-duty industrial, grease sealed, 1 1/16" hex bore bearing. The **Model 535** is available with either #60 or #80 roll-to-roll chain drives depending on chain pull required. Standard construction is a 6" at #8.2 structural channel frame. This unit is available with either a bottom mount or side mount drive. Supports are structural channel (non-adjustable) with foot pads. Roller centers are 6" for #60 chain drive and 6 1/2" for #80 chain drive.

MODEL 535 CHAIN DRIVEN LIVE ROLLER CONVEYOR		
	STANDARD	OPTIONS
Effective Widths	15" to 114"	Customer can specify
Lengths	Per application - 5' Minimum	3' minimum, maximum length based on application
Roller Size	3 1/2" dia. x .300 wall 1-1/16" hex shaft (#2500 roll rating)	
Roller Centers	6"	Roller centers of 4 7/8", 6", 9", 10-1/8", 12" with #60 sprockets, Roller centers of 6-1/2", 9-7/16", 12-7/16" with #80 Sprockets
Frame	Structural channel	
Drive	3/4 H.P. 230/460/3/60	1, 1-1/2, 2, 3, 5 HP, 115/230/1/60, 575/3/60, severe duty, inverter duty, brake motor
Chain Drive	#60	#80
OPTIONAL		
Roller Space - Consult factory, Roller Center - Consult Factory, Drive locations: as needed, Galvanized or stainless construction, H. P. , Speeds, Variable speed, Controls, Coated rollers, Paint, 2, 3 or 4 strand chain transfers, Pallet lifts, Pallet jack plates for side or end load, "C" Face brake and Fixed end stop, Pallet pusher, Walk plates, Rollers set low, UHMW sleeves, Accumulation sleeves, Urethane sleeves, Knee braces, Air operated blade stop, Supports - 6" @ #8.2 structural channel		


NOTE: Specifications subject to change without notice

MODEL 535

CHAIN DRIVEN LIVE ROLLER CONVEYOR



DOUBLE WIDE CHAIN GUARD
(STANDARD CENTERS - 3 7/16")



DOUBLE DRIVE GUARD
(STANDARD CENTERS - 2 13/16")



735 Industrial Loop Road • New London, WI 54961-9612
 920-982-6600 • Fax 920-982-7750 • Toll Free 800-558-3616
 Website: www.titanconveyors.com • Email: sales@titanconveyors.com