



Industrial Conveyor Specialists

Recycling Conveyors



The TITAN Experience -
Expect More

Designed for years of
maintenance free
operation in hostile
environments

*Proven Reliability
Low Maintenance
Quick Delivery*

Since 1981

Phone: 800-558-3616

Website: www.titanconveyors.com

Serving the Recycling - Scrap Handling Industry Since 1981

Model 660 - 6" pitch - Hinged Steel Belt



- Extra heavy duty 1/4" apron with 4" high 1/4" sidewing
- 3/4" diameter axle with heavy duty bushing
- 3" single flange thru hardened sintered metal roller
- Plain, pimpled, perforated or impact apron
- 8900# chain pull with sidebar
- 2-1/2" diameter flat face roller available
- Welded sidewing available




Model 660 Specifications

Standard	
Belt Width	12" to 72"
Belt	6" pitch x 3 1/4" apron
Drive	3/4 H.P. 230/460/3/60
Speed	Per Application: 5-50 F.P.M. Typical
Frame	Formed 7 ga.
Support	Structural Channel
Profile	21" with 8 tooth, 12 pitch dia.
Options	
Profile - 15" with 8 tooth 12.88 pitch dia., Drive location, H.P., Fixed and variable speed, Impact rails on infeed frame, T-slot bearings, customized siderails, infeed hoppers, casters, Liquid tight bottom pans, coolant tanks, plumbing Consult factory for special applications and construction of belt.	

Model 661 - Chain Edge Conveyor

Model 661 Specifications

Standard	
Drive	H.P. Size per application
Speed	Per Application: 30 F.P.M. Typical
Frame	Formed or Open style with access panels
Safety	Shear pin
Belt Widths	Consult factory
Profile	21" 8 tooth 12" pitch dia.
Options	
Frame - Consult factory, Belting - Consult factory, Curves - Consult factory, Profile - 25" 8 tooth 15.86 pitch dia.	



- Built to the same rugged standards as scrap handling Model 660
- Sandwich a heavy duty PVC belt bottom stabilizer bar and square tube welded cleat for strength and performance
- Load is carried on 3" flange rollers and UHMW wear strips to provide large capacity with minimum horsepower requirements



**Whatever your Recycling - Scrap Handling needs
Titan can design & build a system to
handle the toughest jobs!**

MODEL 108 - Slider Bed Sort Line Conveyor

- Rugged industrial design
- Square head and tail for system assembly
- Grease sealed bearings and screw take-up

Model 108 Specifications	
Standard	
Belt Widths	8" to 48"
Lengths	4' to 50'
Belt Type	PVC 120 Black
Drive	1/2 H.P. 230/460/3/60
Drive Pulley	8" dia. crowned, rubber lagged
Frame	4" deep formed 12 g.a.
Options	
H.P., drive location, speed; fixed or variable speed, controls, belt type, center drive & take-up, galvanized, stainless, siderails, supports, casters, other belt types, siderail skirting, special paint, Many other options available, consult factory representative	



MODEL 304 - Cleated Rubber Belt Conveyor

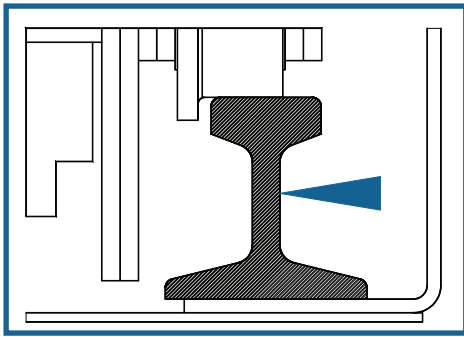
- Rugged construction and versatile
- Adjustable under carriage or Heavy Duty supports
- Ideal for moving material from one process to another



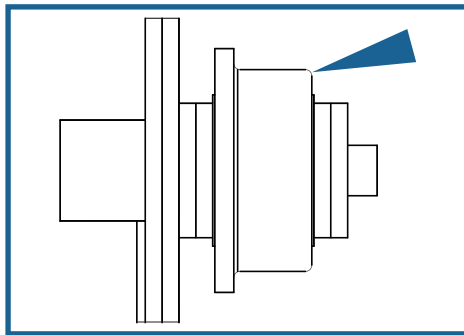
Model 304 Specifications	
Standard	
Belt Widths	4", 6", 8", 12", 18", 24", 36"
Lengths	5' to 12'
Belt Type	2 Ply black neoprene with 1-1/2" cleats on 12" centers
Drive	1/2 H.P. 230/460/3/60
Drive Pulley	4" dia. crowned rubber lagged - 4" tail
Frame	6-1/2" deep formed 12 g.a.
Options	
Speed, variable speed, belt widths, belt type, side mount/bottom mount drive, controls, hopper, discharge chute, siderails, galvanized, stainless, supports, adjustable undercarriage, casters, special paint	



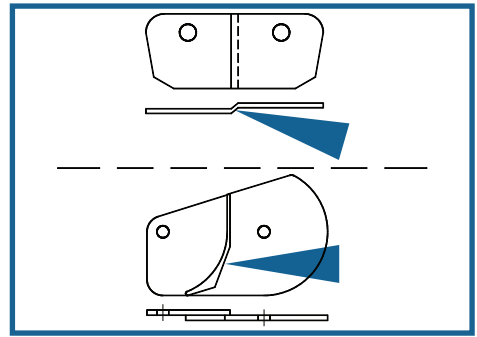
What Makes Titan Best?



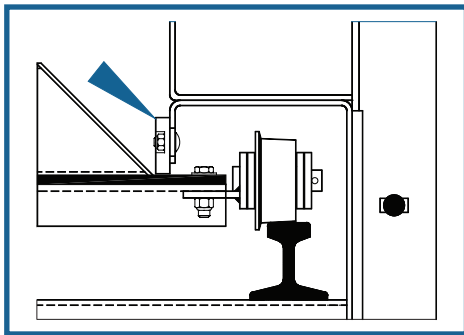
1. H.D. 25# rail track reduces wear factors and improves conveyor integrity.



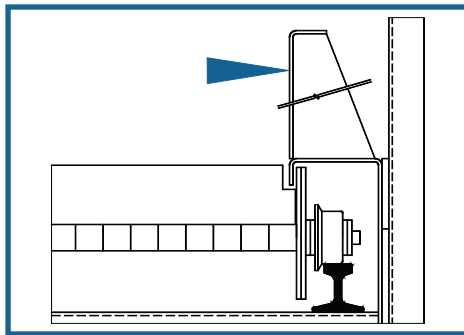
2. 3" diameter bushed single flanged rollers. Sintered metal composition allows for closer machining tolerance and improves wear factors.



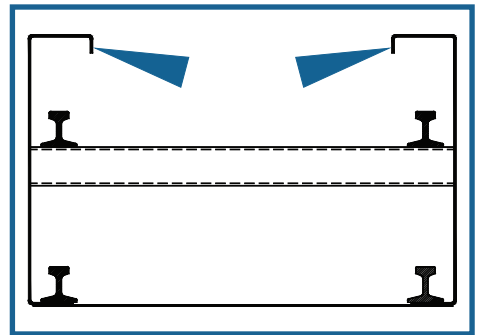
3. H.D. 1/4" two piece, welded with die-cut radial edging for close tolerance, reduced product carry over and cleaner conveyor operation.



4. H.D. UHMW strips prevent product leakage, maintain clearance tolerance between belt and side rail.



5. Stitch Weld H.D. angle iron gussets on all extended side rails for conveyor strength and esthetics.



6. H.D. side frame with wraparound prevents seepage of product behind and on to carrying track.

**Low Maintenance
Extreme Duty
Reliable**



AUTHORIZED DISTRIBUTOR

TITANTM
CONVEYORS

735 Industrial Loop Road,
New London, WI 54961

• Phone: 920-982-6600

• Fax: 920-982-7750

• Toll Free: 800-558-3616

• Website: www.titanconveyors.com

• Email: sales@titanconveyors.com